



Bookcases and wall displays

rochebobois
PARIS

www.roche-bobois.com

EDITO

Modular, interchangeable, customisable and adaptable, the bookcases and wall displays shown in this brochure are all this and much more. Behind each and every one lies a particular design, idea, dynamic or spirit. And each and every one can be adapted to fit into any space whilst remaining fully functional, in line with all your needs, tastes and décor.

Whether you're looking for storage, showing off your treasured possessions, organising your workspace or living area, tidying books and multimedia gadgets or maybe a little bit of everything, the range of possibilities is virtually endless.

Take your inspiration from the compositions shown with all the various choices of materials and finishes, and then we can work together to modify them and create the perfect layout just for you. Unique, just like you.

Roche Bobois. French art de vivre.

Front cover: Intralatina 2013.04B

Combining refined, curved base units with linear top units, this composition boasts an unusual, slender shape.

The open compartments create a subtle transition from the solid units.

(see index p. 32)

CONTENTS

FIXED UNITS

1.1 WALL-MOUNTED FIXED UNITS P. 6

1.2 PANEL-MOUNTED FIXED UNITS P. 10

FREE-STANDING UNITS

2.1 FREE-STANDING UNITS WITH PANELS P. 20

2.2 COMPOSITIONS WITH SIDE PANELS P. 22

2.3 COMPACT UNITS P. 30

TECHNICAL SUMMARY P. 32

3D DESIGN SERVICE P. 34

FIXED UNITS

Consisting of storage units, these can be mounted straight onto the wall or on panels. They give the appearance of being part of the architecture and enable very striking compositions to be created, like wall-mounted works of art. Whatever your style, the choice is yours!

INTRALATINA

WALL-MOUNTED FIXED UNITS

Have fun with *floating units*! Hidden storage or open shelving units can be placed wherever you like on walls or partitions: a light and airy way to use your space with no effort required – other than mounting them!



Intralatina 2015.10E

Boasting a whole host of depths, dimensions, colours and shadows, this light and airy composition clears a vast amount of space for your TV: low elements with drop-down fronts, sometimes covered with fabric, are designed to house your technical equipment. The high fronts are made from lacquered glass to reflect the light and bring the entire ensemble to life. (see index p. 32)



Intralatina 2013.04A

Just one example of thousands of ways to create a wall display; combining units in various sizes, colours and depths, with hidden storage or open shelving. Often the aim is to showcase the TV itself, which is why there is a choice of glass, lacquer, marble, ceramic and more for the tops of the base units. (see index p. 32)

LOGOS

WALL-MOUNTED FIXED UNITS



Logos 2016.04

A very comprehensive ensemble with several wall-mounted closed units organised around two rows of open units. Positioned on the floor, two large base units can be used for storage and electronic equipment.
(see index p. 33)



Logos 2011.10A

A very light and airy ensemble where the various elements are wall-mounted without touching each other in this particular layout... which could be yours, too! Note the two illuminated glazed tall units, truly essential for showcasing what deserves to be shown off.
(see index p. 33)



Logos 2012.10A

A high ensemble consisting of four 'stepped' units dominates a long closed plinth unit accentuated by lighting underneath. The TV is on a hinged stand, and your most treasured items are showcased in an illuminated glazed display unit.
(see index p. 33)

INTRALATINA

PANEL-MOUNTED FIXED UNITS

Reminiscent of stately homes and castles, panels are now firmly at home in modern interiors: as well as enhancing a wall, they are also used to define and frame the elements in a composition as if they were a painting. Usually wall-mounted, they can be free-standing, by adding self-supporting metal structures.



Intralatina 2015.04E

Three metal shelves float along a wood veneer panel, with LED strip lighting creating a luminous halo around the edges so that they appear detached from their mountings. Underneath, the base unit has room for storage, and part of the front is made from fabric to let the speaker sound pass through. A fabulously quirky ensemble with the addition of an Emperador marble top for added opulence.
(see index p. 32)



Intralatina 2015.10F

A very striking series of six backlit metal shelves mounted on a light-coloured panel. Two closed storage units complete the look; one suspended and the other floating a few centimetres above the base.
(see index p. 32)

LIBRETTO

PANEL-MOUNTED FIXED UNITS



Libretto 2017.04M

The Libretto collection owes its elegant look to the metal frame that surrounds the panel, and the two side 'straps' that define the space containing all the units, shelves, etc. But the sophisticated materials also add to this elegance: grooved wood, frosted bronze glass, brass lacquer, etc. A luxurious palette for a truly distinctive collection.
(see index p. 33)



LOGOS

PANEL-MOUNTED FIXED UNITS



Logos 2013.10A

To panel or not to panel? This composition offers the best of both worlds: on the left, a full cabinet section, and on the right, an area of warm wooden panelling onto which the television can be directly fixed. The ensemble is underlined by a row of drawers in the same wooden finish, and brought to life by an elegant illuminated glass window.

(see index p. 33)

GLOBO

PANEL-MOUNTED FIXED UNITS



Globo 2014.10C

The Globo collection boasts distinctive units clad entirely in lacquered glass, along with panels: this time with a wood veneer, they still feature slots for adding mobile shelves. In this ensemble, concentrating the storage in the lower section reinforces the horizontal appearance of the composition and liberates the upper space.

(see index p. 33)

FREE-STANDING UNITS

There's no need to drill the wall with this family of products, and it's ok to change your mind about your layout! The compositions can be freely moved around as you please.

GLOBO

FREE-STANDING UNITS WITH PANELS

Even the panels can be mobile, when hooked onto the tall storage units in the Globo collection.



Globo 2015.10A

This version of the Globo collection features three large storage units. Shown here in white lacquered glass with a light grey panel, it has beautiful glass fronts to bring light to your living room. (see index p. 33)



Globo 2014.10A

A small composition or a large TV unit – the choice is yours. The closed storage units (tall and low units) are arranged in a square to create an energetic feel. (see index p. 33)



Globo 2013.04A

An asymmetric composition: a television area on one side of the tall unit, and a bookcase on the other! Here, the choice of a wooden panel creates a bold contrast with the lacquered glass that features on the closed storage units. (see index p. 33)

INTRALATINA

COMPOSITIONS WITH SIDE PANELS

True classics when it comes to wall displays! Constructing units with side panels means you can create truly beautiful bookcases as well as adding storage, closed glazed display units or multimedia units to suit your needs.



Intralatina 2015.10B

A stunning composition with open and closed units organised around a triple illuminated vertical glazed display unit: the bronze anodised aluminium on the frames is echoed on the handles (optional) on the closed storage units. It also includes a large compartment. (see index p. 32)



Intralatina 2015.10A

The little sister to the previous composition, this one has two glazed display units arranged in a 'comb' design: the open compartments of the upper section criss-cross the closed storage sections of the plinth unit. The absence of a space for the television makes it a good example of a bookcase unit designed more for an office than a living room. (see index p. 32)

INTRALATINA

COMPOSITIONS WITH SIDE PANELS



Intralatina 2016.04A

With a fairly low height (197cm), this composition puts the emphasis on a horizontal line of closed storage units and a vertical tall unit that cross over around the compartment designed for the television. On either side, the horizontal section is accentuated by two glazed display units (one small square and one long), and the vertical section features a different colour. (see index p. 33)



Intralatina 2017.04A

Arranged in three sections, the most important feature of this composition is the generously-sized sliding Stop-Sol glass door. Used in architecture, this glass creates a mirrored or transparent effect depending on whether the inner lighting is switched on or off. This means you can choose to show off what's inside or hide it from view. The glass shelves are framed with aluminium edging that houses lighting inside at the front. (see index p. 33)

INTRALATINA

COMPOSITIONS WITH SIDE PANELS



Intralatina 2012.04A

A tall design to make maximum use of space, this is the ultimate in contemporary bookcases: almost entirely consisting of shelves, it has just one horizontal line of drawers in the central section. In a nod to grand traditional bookcases of the past, it features a fun ladder so you can easily reach all those off-limit publications! The two sliding lacquered glass doors enable you to hide away any untidy areas by changing the layout! (see index p. 33)



Intralatina 2012.10B

A variation of the 2012.04A composition, with transparent doors that are also sliding. As with all our compositions, elements can be cut to size to fit a specific width between two walls or partitions. (see index p. 33)

INTRALATINA

COMPOSITIONS WITH SIDE PANELS



Intralatina 2010.10A

The unique feature of this ensemble is its 136 cm height, meaning that the top of the unit can truly become part of the home for resting on, etc. It also has a more horizontal (or 'streamlined') look that creates a visual effect of space within the living room. In summary – a decidedly different feel. (see index p. 33)



Intralatina 2016.04F

Flanked by two wide ends, this composition features glass shelves framed with aluminium edging that house lighting inside at the front, and elegant drawers with a glazed front. Above a full-length storage unit, the sliding door creates a large clear space for a television. (see index p. 33)

CONTACT

COMPACT UNITS

Lightweight and self-supporting, these units are easier to move around. The modular concept of the various collections means they are suitable for living rooms, offices or bedrooms.



Contact 2013.10A

In a simple design that's easy to put together, the Contact collection features a distinctive Daquacryl® finish. Luxuriously glossy, it comprises 3 mm of through-coloured PMMA veneer. In this version, the huge upper units are set back compared to the lower ones, and arranged around wooden shelves for a highly balanced look.
(see index p. 33)



Contact 2012.04A

Another ensemble from the Contact collection, this composition is closer to a large TV unit. Its main feature – one that is always appreciated – is the pivot (shown here in Cobalt Blue) that enables you to swivel the screen by up to 90°!
(see index p. 33)

TECHNICAL SUMMARY

Our bookcases are available in a wide selection of materials and colours.

INTRALATINA / GLOBO

Matt lacquered or lacquered glass



LOGOS

Matt lacquered



Wood

Special wood

Glossy glass

Glossy lacquered glass

Lacquered glass


Satin-finish lacquered glass

Stone



CONTACT

Matt lacquered or lacquered glass



INTRALATINA COLLECTION

A modular collection of elements providing endless layout options by combining units and shelves mounted on side panels or self-supporting panelling, or wall-mounted. Particleboard, MDF and plywood elements. Matt lacquer finishes (37 colours), Alpi® veneer (5 shades) or melamine finish (8 shades).

Intralatina 2013.04B (front cover)

Composition comprising five suspended elements: at the top, three units with drop-down and lift-up doors and two units with open compartments and vertical separators; at the bottom, two shaped units with drop-down door, in a 'folded' design. L.325 x D.40cm x H. depending on position.

Intralatina 2015.10E (page 7)

Composition comprising six units: on the wall, four elements with lacquered glass fronts, including two with door and two with drop-down door; on the floor, two base units with drop-down door. L.275 x D.46cm x H. depending on position.

Intralatina 2013.04A (page 7)

Wall display: at the top, five suspended elements including two units with drop-down or lift-up doors, two with doors and one with open compartments with vertical separators. At the bottom, one unit with drop-down doors. L.261 x D.46cm x H. depending on position.

Intralatina 2015.04E (page 11)

Composition on panel (wall-mounted) and flat plinth with a large LED-backlit base unit for TV, top made from Emperador marble, front partially covered in fabric. On the panel, three LED-backlit lacquered steel shelves. L.330 x H.165 x D.55cm.

Intralatina 2015.10F (page 11)

Composition on panel (wall-mounted) and flat plinth with seven LED-backlit lacquered steel shelves. Two suspended units with drop-down door. L.330 x H.229 x D.50cm.

Intralatina 2015.10B (page 23)

Six-section composition on side panels with TV compartment (L.178.8cm), shelf for speaker, two lift-up fronts, three drop-down doors and two doors made from tinted melamine, three glazed display units with doors and four clear glass shelves (thickness 8 mm), LED lighting. Unit frame and backs made from tinted melamine. L.412 x H.229 x D.46cm.

Intralatina 2015.10A (page 23)

Six-section composition on side panels comprising: four doors, one drop-down door, one drawer, with tinted melamine finish. Two glazed display units with four clear glass shelves and LED lighting. L.412 x H.229 x D.46cm.

Intralatina 2016.04A (page 25)

Composition on side panels comprising: two elements with drop-down door, two elements with door, entirely lacquered, one horizontal glazed display unit with transparent glass doors on bronze lacquered aluminium frame with LED lighting, foot switch and lacquered backs. Large TV compartment with back, TV stand base unit with drop-down door, Alpi® shelves and dividers. L.372 x H.197 x D.46cm.

Intralatina 2017.04A (page 25)

Composition on side panels comprising: three drop-down doors, one TV area with digital player compartment, one large sliding door made from Stop-Sol glass, one slim unit with compartments and lighting, two glass shelves with LED lighting. L.337 x H.197 x D.46cm.

Intralatina 2012.04A (page 27)

Composition of elements on side panels comprising: two lacquered glass sliding doors on a frame, several drawers, aluminium rail and ladder. L.373 x H.261 x D.34cm.

Intralatina 2012.10B (page 27)

Composition of elements on side panels comprising: two sliding doors with aluminium frame and grey smoked glass in front of the TV area, four drawers, unit backs, one mobile aluminium ladder. Structure made from lacquered MDF or particleboard. L.346 x H.261 x D.34cm.

Intralatina 2010.10A (page 29)

Low-level composition of elements on side panels comprising three lacquered glass sliding doors with a TV area on the right, drawers and unit backs. L.615 x H.135 x D.46/50cm.

Intralatina 2016.04F (page 29)

Mounted wall composition with sliding lacquered glass door, TV slot, and lacquered panelling. Bottom part with a cupboard and two drawers. Top part with two glass shelves in a bronze-coloured aluminium frame including LED illumination, four drawers of which two with smoked glass front and back and internal compartments. Entirely lacquered. W.334 x H.122 x D.50cm.

LIBRETTO COLLECTION

Collection of elements on panel (wall-mounted) accentuated by a frame around the edge and two straps at the front made from bronze patina finish steel. Units and panel made from particleboard, MDF and lacquered plywood (37 colours), Alpi® veneer (5 shades) or melamine finish (8 shades); front sections made from brass patina finish steel or grooved wood. Shelves made from bronze smoked frosted glass.

Libretto 2017.04M (page 13)

Composition comprising a large TV stand base unit with two sliding doors, a high unit with one door, all with grooved wood fronts. Three shelves made from bronze smoked frosted glass. L.332 x H.198 x D.50cm.

LOGOS COLLECTION

A modular collection of elements providing a vast array of combinations, either wall-mounted or free-standing. Several vertical and horizontal modules available in various dimensions and finishes. Elements made from particleboard and lacquered plywood (25 matt and 17 glossy colours), lacquered glass (13 colours), wood veneer (8 shades).

Logos 2016.04 (page 8)

Wall-mounted composition comprising: on the wall, two compartment units with 45° angles, an element with drop-down door, an element with two doors and an element with two doors and one glazed display unit. On the floor, one large TV unit with two drawers and one with fabric drop-down door for audio. Optional matt black lacquered decorative compartment. L.312 x H.220 x D.47 and 37cm.

Logos 2011.10A (page 9)

Composition of five units including: on the wall, two units with two doors and a glazed display unit with lighting, one unit with two drawers and one shelf with LED lighting underneath; on the floor, a low unit with one drawer and one drop-down door. L.312 x H.220 x D.47 and 37cm.

Logos 2012.10A (page 9)

Composition of seven suspended units: top section comprising a glazed display unit and four units with doors; lower section comprising a unit with two drawers and one with drop-down door, LED lighting underneath. L.312 x H.234 x D.47 and 37cm.

Logos 2013.10A (page 15)

Composition on panel (wall-mounted): on the wall, a suspended unit with two doors, one with a drawer, one with a drop-down door, a glazed display unit (optional lighting) and a shelf. On the floor, two units, one with drop-down door and the other with two drawers. L.364 x H.184 x D.47cm.

GLOBO COLLECTION

A modular collection of elements consisting of storage units, panels with horizontal grooves, and glass shelves. Finishes: satin lacquered panel (37 colours) or Alpi® veneer (5 shades). Charcoal melamine particleboard units covered with 4 mm thick lacquered glass (37 colours). Clear or lacquered glass shelves, (8 mm thick).

Globo 2014.10C (page 17)

Composition of elements with panel (wall-mounted) comprising: two base units with three drop-down doors, two panels and four lacquered glass shelves. L.351 x H.162 x D.48cm.

Globo 2015.10A (page 20)

Composition of elements with panel comprising: a high unit with two doors, a low TV unit and a tall unit. Two panels, three shelves and a suspended glazed display unit made from clear glass. L.327 x H.201 x D.48cm.

Globo 2014.10A (page 21)

Composition of elements with panel comprising: a base unit with three drop-down doors, a tall unit with one door, a panel with a lacquered glass shelf. L.242 x H.200 x D.48cm.

Globo 2013.04A (page 21)

Composition of elements with panel comprising: a tall unit with one door, a base unit with three drop-down doors, an element with two doors, two panels and six glass shelves. L.318 x H.201 x D.48cm.

CONTACT COLLECTION

Modular living room collection, consisting of particleboard units and bases with natural oak veneer or tinted (several colours) with Daquacryl® fronts (3 mm high gloss PMMA veneer on particleboard, 37 colours).

Contact 2013.10A (page 31)

Composition with a high element with two doors, one low element with two drawers, one compartment and two drop-down doors, all mounted on a base. L.300 x H.132 x D.51cm.

Contact 2012.04A (page 31)

Composition on a base comprising: an element with two doors and inner glass shelves, a unit with two drop-down doors including one made from fabric. Swivelling TV stand. L.266 x H.113 x D.51cm.

3D DESIGN SERVICE

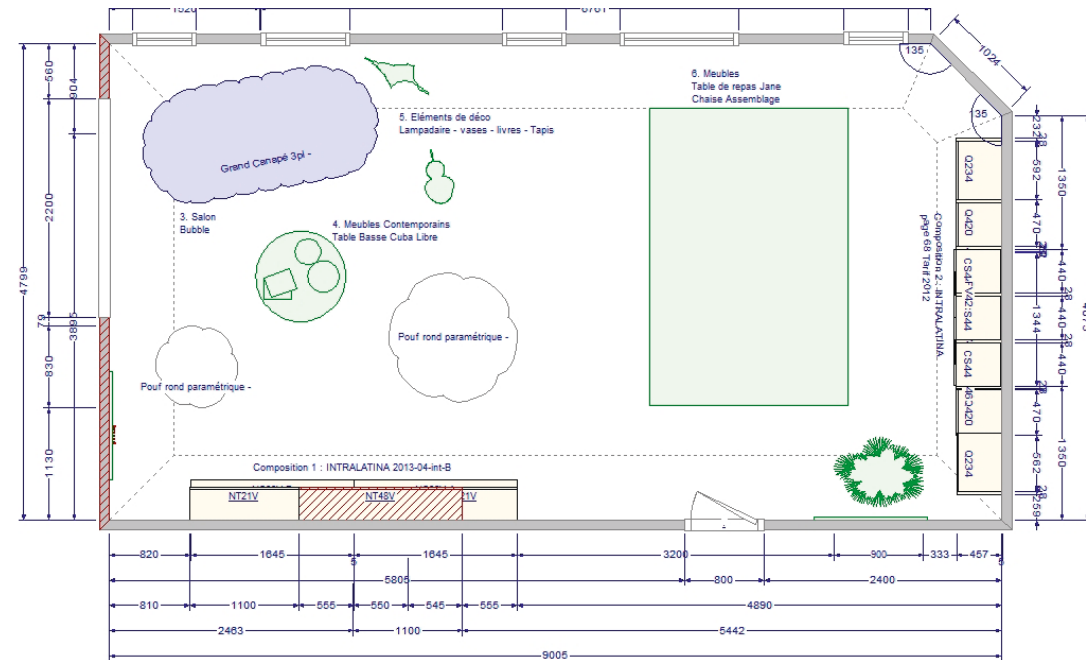
Our specialist advisors are on hand to guide you through each stage of producing and personalising your project.

Equipped with professional 3D software providing exceptional quality results, they can create your future furniture layout in 3D and position it using a virtual reproduction of your home.

Taking precise measurements and any specific space restrictions in your home into consideration, they will test and adjust each and every element of your new bookcase. Based on your tastes and requirements, they can change the shapes, materials and colours to reach a solution that's truly perfect for you.

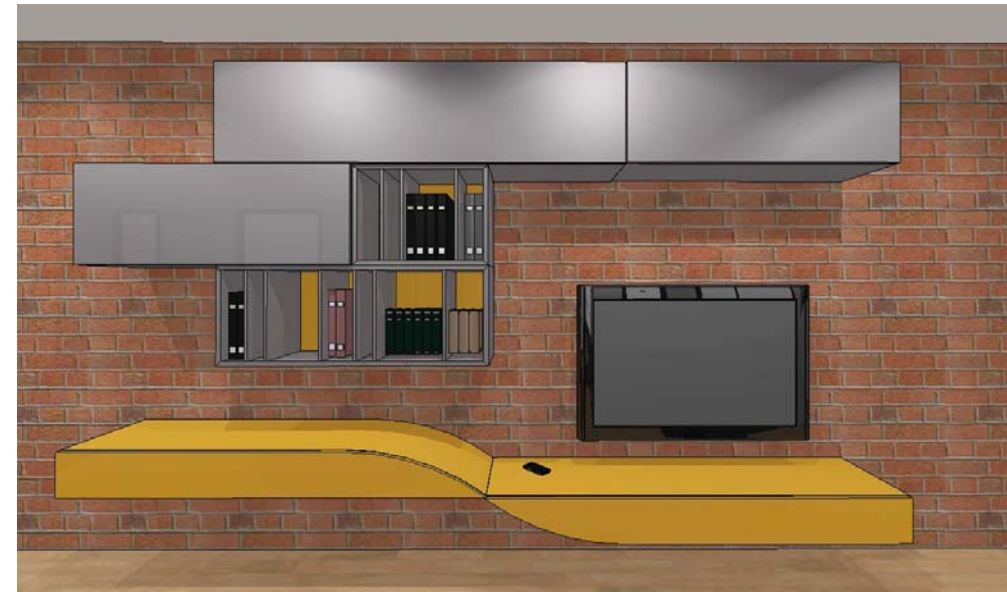
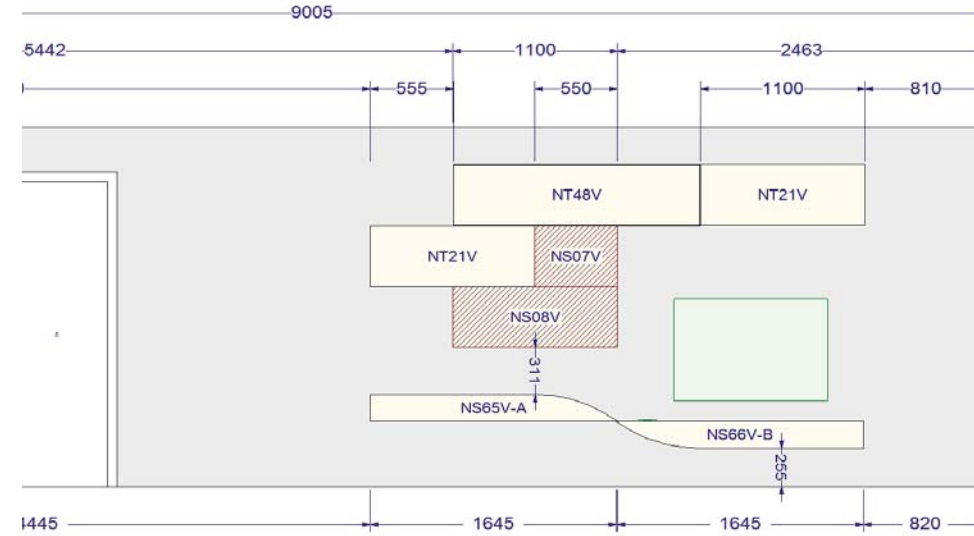
1/ PLAN

Using your measurements, we draw up a very detailed plan of the room where your furniture will be placed. This is a very important stage in producing a realistic representation of the finished result.



2/ PROJECT

The elements of furniture are positioned on your environment, taking your wishes in terms of materials, colours and functionality into account.



3/ FINISHED RESULT IN 3D

The image is finalised to depict the textures, reflections and colours to maximum effect. You can change your viewpoint, zoom in on a detail or see the whole room; visualise your future furniture in its true environment.



